

Accounting Group

Carting Bulk Bill:

- First open Carting bulk bill.

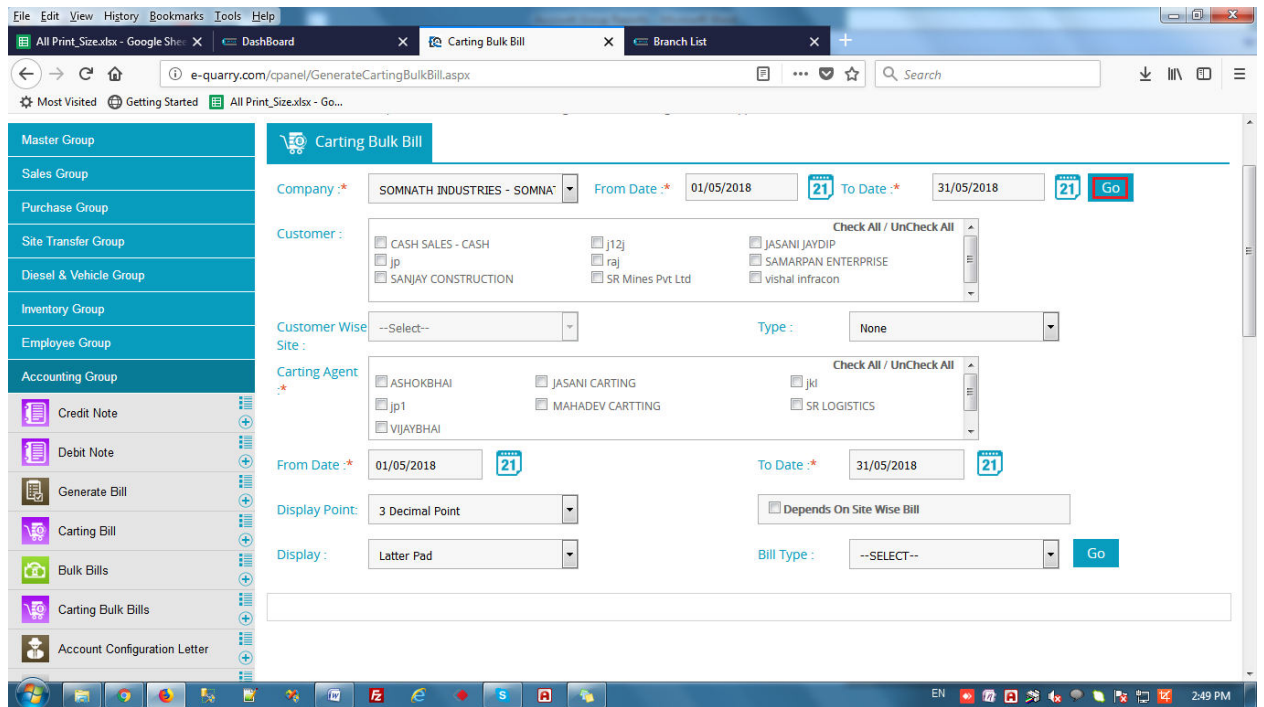
The screenshot shows the 'Carting Bulk Bill' web application interface. The browser address bar displays 'e-quarry.com/cpanel/GenerateCartingBulkBill.aspx'. The sidebar menu on the left includes 'Master Group', 'Sales Group', 'Purchase Group', 'Site Transfer Group', 'Diesel & Vehicle Group', 'Inventory Group', 'Employee Group', and 'Accounting Group'. Under 'Accounting Group', 'Carting Bulk Bills' is highlighted. The main form area contains the following fields and controls:

- Company**: A dropdown menu with '--Select--' selected.
- From Date**: A date input field with 'DD/MM/YYYY' and a calendar icon.
- To Date**: A date input field with 'DD/MM/YYYY' and a calendar icon.
- Go**: A blue button next to the To Date field.
- Customer**: A large text input field with a 'Check All / UnCheck All' link above it.
- Customer Wise Site**: A dropdown menu with '--Select--' selected.
- Type**: A dropdown menu with 'None' selected.
- Carting Agent**: A list of checkboxes for agents: '****', 'ADITYA POLYCONTAINER PLTD', 'JASANI CARTING', 'jkl', 'MAHADEV CARTTING', and 'RAJ CORPORATION'. A 'Check All / UnCheck All' link is above the list.
- From Date**: A date input field with 'DD/MM/YYYY' and a calendar icon.
- To Date**: A date input field with 'DD/MM/YYYY' and a calendar icon.
- Display Point**: A dropdown menu with '3 Decimal Point' selected.
- Display**: A dropdown menu with 'Letter Pad' selected.
- Depends On Site Wise Bill**: A checkbox that is currently unchecked.
- Bill Type**: A dropdown menu with '--SELECT--' selected.
- Go**: A blue button next to the Bill Type field.

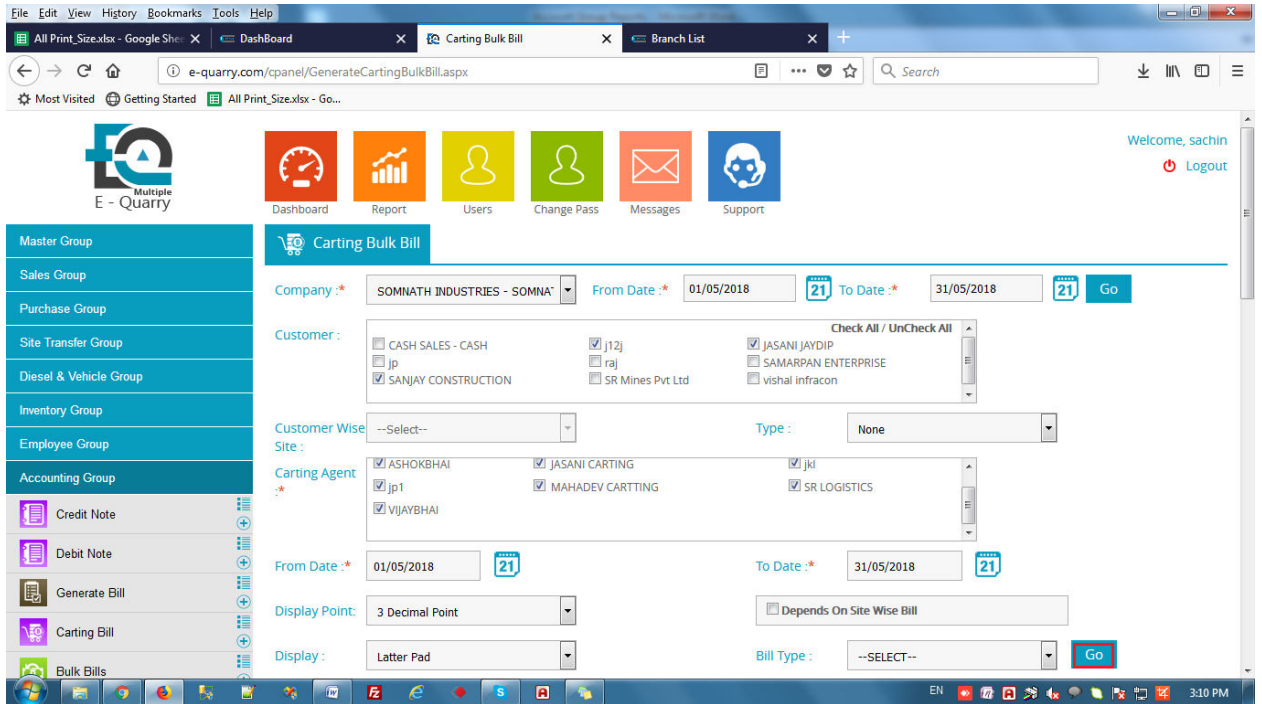
- Then Select Company Name.

- Select From Date & To Date.

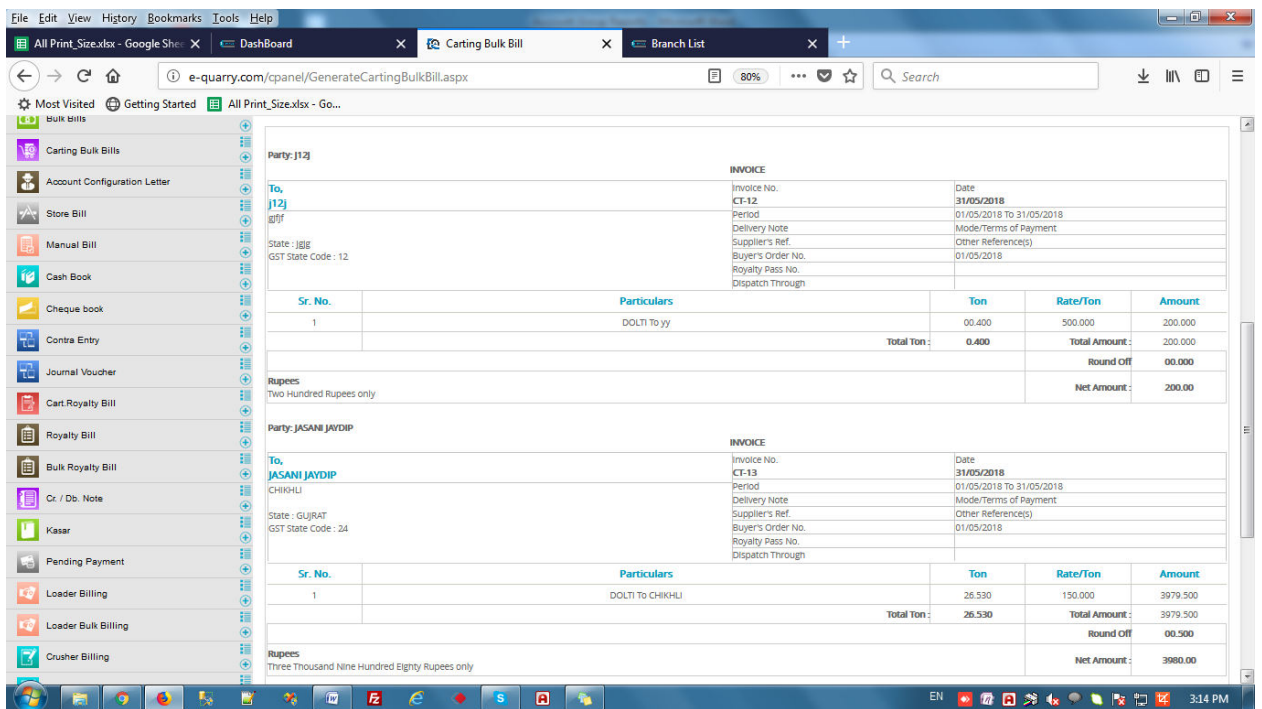
- Then Click Go.



- Then Show customers of generated bill for carting bill.
- Select Customers.
- Then Select Type.
- Then Select Carting Agent Name Click on check all.
- Depends On Site Wise Bill. (If You Want to Create Customer Site Wise Bill) Then Select Depends On Site Wise Bill.
- Select Bill Type Original, Duplicate Or Proforma Invoice.
- Select Letter Pad Or Plain Paper Print.
- Select Display Format 2 Decimal Point Or 3 Decimal Point. (2 Decimal Point For Ex. Rs. 3000.00 Or 3 Decimal Point For Ex. Rs. 2500.000)
- Then Click Go.



- Then Show you generated carting bills.



- Then Click Submit (Save the Bills).

File Edit View History Bookmarks Tools Help

All Print_Size.xlsx - Google She X DashBoard X Carting Bulk Bill X Branch List X +

e-quarry.com/cpanel/GenerateCartingBulkBill.aspx

Most Visited Getting Started All Print_Size.xlsx - Go...

Pending Payment
 Loader Billing
 Loader Bulk Billing
 Crusher Billing
 Crusher Bulk Billing
 Transport Bill
 Assigning to Non-Operative Expense
 Vat Configuration

Carting Group
 Production Group
 Order Group
 Utility Group
 Mess Group
 Quotation Group
 Plant Group

Royalty Pass No.
 Dispatch Through

Sr. No.	Particulars	Ton	Rate/Ton	Amount
1	DOLTI To CHIKHLI	26.530	150.000	3979.500
Total Ton :		26.530	Total Amount :	3979.500
				Round Off
				00.500
Rupees				Net Amount :
Three Thousand Nine Hundred Eighty Rupees only				3980.00

Party: SANJAY CONSTRUCTION

INVOICE

To, SANJAY CONSTRUCTION BHAVNAGAR	Invoice No. CT-14	Date 31/05/2018
State : GUJARAT GST State Code : 24	Period 01/05/2018 To 31/05/2018	Supplier's Ref. Other Reference(s)
	Delivery Note	Mode/Terms of Payment
	Buyer's Order No.	Royalty Pass No. 01/05/2018
	Dispatch Through	

Sr. No.	Particulars	Ton	Rate/Ton	Amount
1	DOLTI To BHAVNAGAR	13.300	200.000	2660.000
Total Ton :		13.300	Total Amount :	2660.000
				Round Off
				00.000
Rupees				Net Amount :
Two Thousand Six Hundred Sixty Rupees only				2660.00

Submit

EN 3:15 PM