

Accounting Group

Carting Bill:

- First open carting bill entry.

Accounting Group > Carting Bill > Create

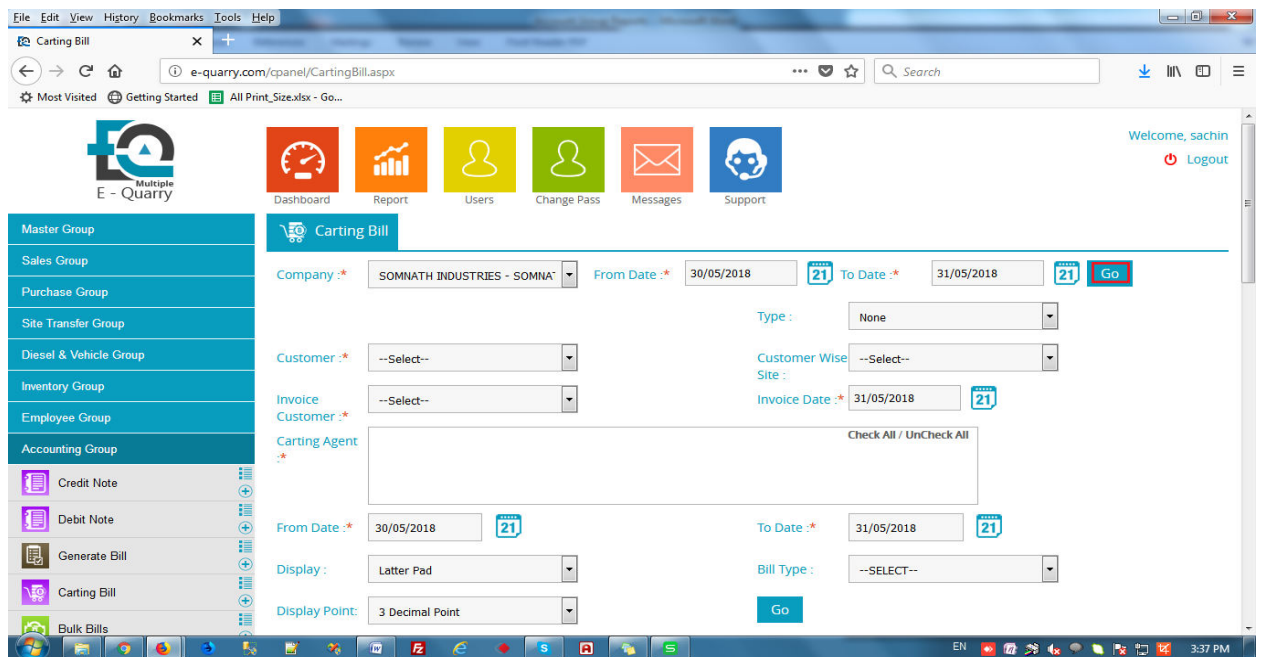
The screenshot displays the 'Carting Bill' creation interface in a web browser. The browser's address bar shows 'e-quarry.com/cpanel/CartingBill.aspx'. The page features a navigation menu on the left with categories like 'Master Group', 'Sales Group', 'Purchase Group', 'Site Transfer Group', 'Diesel & Vehicle Group', 'Inventory Group', 'Employee Group', and 'Accounting Group'. Under 'Accounting Group', options include 'Credit Note', 'Debit Note', 'Generate Bill', and 'Carting Bill'. The main content area is titled 'Carting Bill' and contains the following form fields:

- Company**: A dropdown menu with '--Select--' as the current selection.
- From Date**: A date picker set to 'DD/MM/YYYY' with a calendar icon and a '21' button.
- To Date**: A date picker set to 'DD/MM/YYYY' with a calendar icon and a '21' button.
- Go**: A blue button to submit the form.
- Type**: A dropdown menu with 'None' selected.
- Customer**: A dropdown menu with '--Select--' as the current selection.
- Customer Wise Site**: A dropdown menu with '--Select--' as the current selection.
- Invoice Customer**: A dropdown menu with '--Select--' as the current selection.
- Invoice Date**: A date picker set to 'DD/MM/YYYY' with a calendar icon and a '21' button.
- Carting Agent**: A text input field with a 'Check All / UnCheck All' link below it.
- From Date**: A date picker set to 'DD/MM/YYYY' with a calendar icon and a '21' button.
- To Date**: A date picker set to 'DD/MM/YYYY' with a calendar icon and a '21' button.
- Display**: A dropdown menu with 'Letter Pad' selected.
- Bill Type**: A dropdown menu with '--SELECT--' as the current selection.
- Display Point**: A dropdown menu with '3 Decimal Point' selected.
- Go**: A blue button to submit the form.

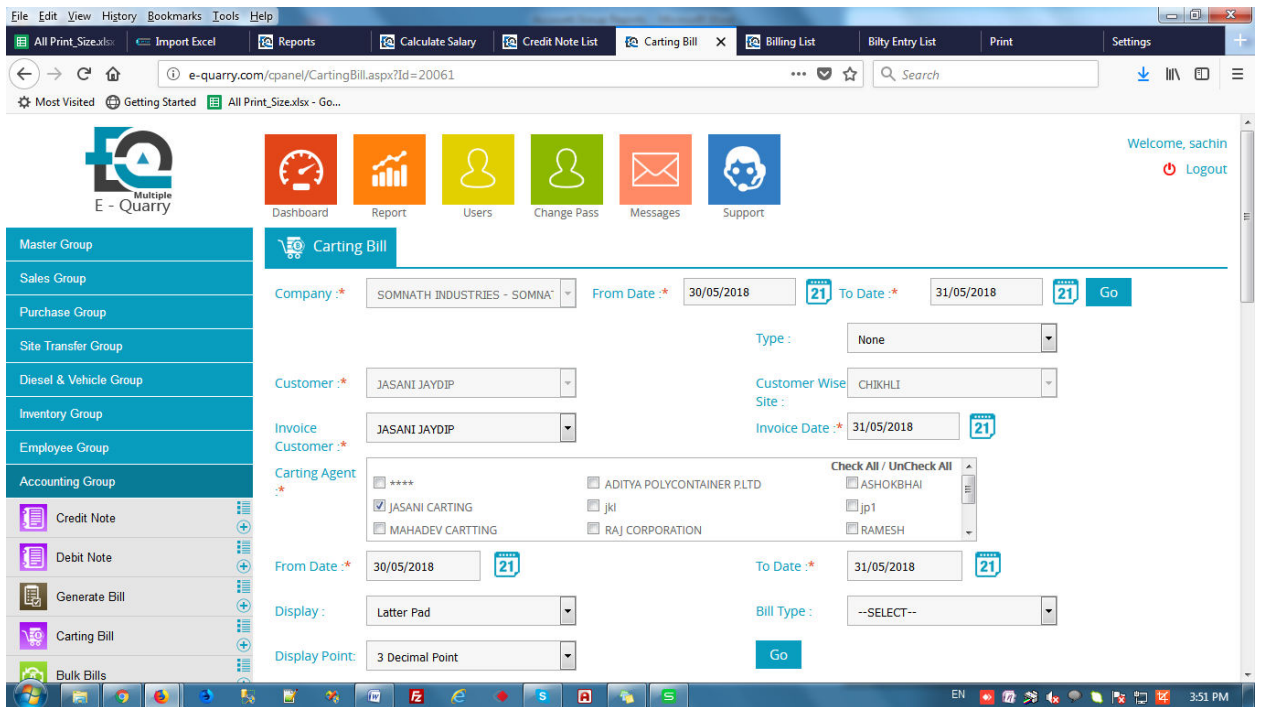
- Select Company name.

- Enter From Date And To Date.

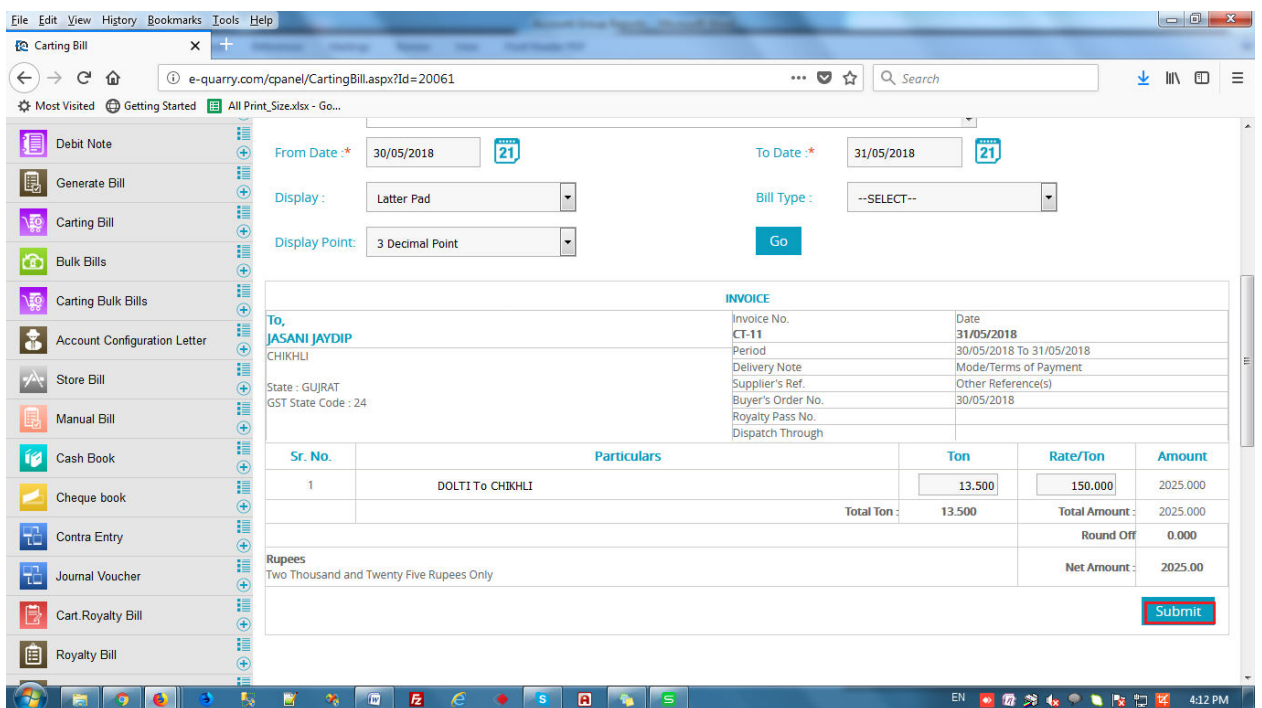
- Then Click Go.



- Select Customer Name.
- Select Invoice Customer Name.
- Select Customer Wise site(If You Can Create Site Wise Carting Bill).
- Enter Invoice Date.
- Select Carting Agent.
- Then Select From Date And To Date.
- Select Bill Type Original, Duplicate Or Proforma Invoice.
- Select Letter Pad Or Plain Paper Print.
- Select Display Format 2 Decimal Point Or 3 Decimal Point. (2 Decimal Point For Ex. Rs. 3000.00 Or 3 Decimal Point For Ex. Rs. 2500.000)
- Then Click Go.



- Then Display Invoice is generated.



- Then Click Submit (Save the Record).

File Edit View History Bookmarks Tools Help

Carting Bill List

e-quarry.com/cpanel/CartingBillList.aspx

Welcome, sachin [Logout](#)

Dashboard Report Users Change Pass Messages Support

Master Group
Sales Group
Purchase Group
Site Transfer Group
Diesel & Vehicle Group
Inventory Group
Employee Group
Accounting Group

Credit Note
Debit Note
Generate Bill
Carting Bill
Bulk Bills

Carting Bill List

Invoice No: Customer: --Select-- [Search](#)

Bulk Bill Print [Create](#) [Delete](#)

	Invoice No	Invoice Date	Company	Customer / Supplier Name	Invoice Amount	Edit	Print
<input type="checkbox"/>	CT-14	31/07/2018	SOMNATH INDUSTRIES1	J K LAXMI CEMENT	2400.00		
<input type="checkbox"/>	CT-13	31/07/2018	SOMNATH INDUSTRIES1	Rahul Infra Project	3200.00		
<input type="checkbox"/>	CT-11	31/05/2018	SOMNATH INDUSTRIES1	JASANI JAYDIP	2025.00		
<input type="checkbox"/>	CT-6	29/01/2018	SOMNATH INDUSTRIES1	APEX BUILD CON	7191.00		
<input type="checkbox"/>	CT-5	30/09/2017	SOMNATH INDUSTRIES1	Nistha Patel-Rajesh Construction Co.	4.00		
<input type="checkbox"/>	CT-1	31/07/2017	GANDHI ROAD BUILDERS	dhruv traders	9150.00		
<input type="checkbox"/>	CT-2	28/02/2017	SOMNATH INDUSTRIES1	kaniya sales corporation	3990.00		
<input type="checkbox"/>	CT-1	28/02/2017	SOMNATH INDUSTRIES1	vinubhai k suvagiya	17150.00		

EN 5:37 PM